



# ***THE VERSATILITY RANGE***

Products for every site. Options for everyone.  
5,2-23 m<sup>3</sup>/min (7-14 bar)

*Sustainable Productivity*

*Atlas Copco*


# The power of versatility

Our compressed air range from 5,2-23 m<sup>3</sup>/min is simply known as the Versatility range. This range covers hundreds of applications across the world. We provide you with a compressor that can handle a multitude of applications in an efficient way.

When we focus on efficiency within medium sized compressors, it's all about the strategic triangle of size, flow and fuel consumption. Excelling in one of these areas is wasted excellence if you cannot provide the other two. Therefore, our promise to you is an industry leading range of optimized size-to-flow compressors, which have unparalleled levels of fuel efficiency and autonomy.

This range is designed to withstand the toughest working conditions. They have a standard operating temperature range of -10°C to +50°C, and a strong undercarriage. The range's robust nature guarantees reliable operation. The design, controller and modularity put you in control. This range is all about you!



**LOWER CAPITAL INVESTMENT** 


One machine covers multiple applications

**INCREASED UTILIZATION** 


Simple service and long service intervals

**FUEL SAVINGS** 

Both efficiency and autonomy

**COMPACT SIZE** 

With maximum flow

**ENGINE CHOICE** 

Strategic choice to maximize efficiency and service



# Introducing PACE technology

This skillfully versatile range offers you multiple possibilities. Thanks to its intuitive PACE system (Pressure Adjusted thru Cognitive Electronics) these models give you the most options from a single compressor. This pioneering technology enables multiple pressure and flow settings, ensuring you match air flow and pressure to your application needs.

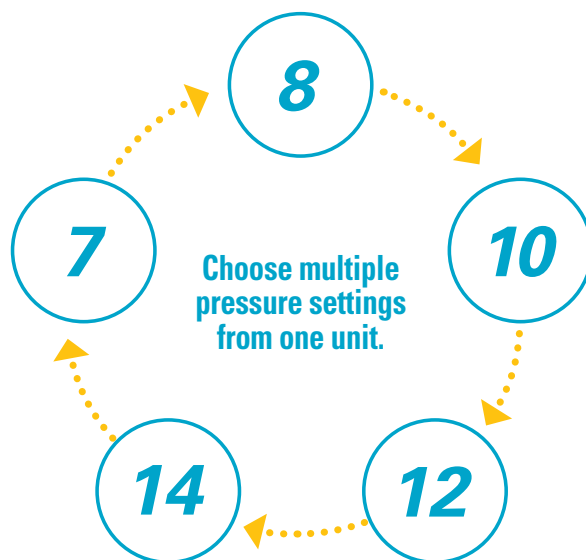
Optimize your fleet investment, improve utilization and get a higher return on investment. If you are using multiple machines to cover different pressure and flow demands, then now is the time to stop!

The PACE models also feature our legendary air element, ensuring higher efficiency, longer service intervals, unmatched reliability, increased lifetime and the lowest cost of ownership.

## PACE™

Pressure Adjusted thru Cognitive Electronics

- Pressure can be set with the XC2003 controller in 3 simple steps.
- Pressure can be adjusted within increments of 0.1 bar.
- Toggle between the pressure presets in a single click.



[www.atlascopco.com](http://www.atlascopco.com)



## ***PACE technology***

You need PACE to win the RACE...

[www.atlascopco.com](http://www.atlascopco.com)

*Atlas Copco*

# PACE Compressors



The pressure and flow can be adjusted between the values listed below.

## TECHNICAL DATA

Performance		XAHS 108	XATS 138	XATS 186	XAVS 186
Working pressure	bar (g)	7-12	7-10,3	7-10	7-14
	psi (g)	100-175	100-150	100-150	100-205
Max. free air delivery (1)	m <sup>3</sup> /min	5,2	5,5-7,0	9,8-11,4	10,1-11,4
	l/sec	86	117	190	190
	cfm	182	189-250	345-402	358-402
Max. ambient temperature	°C	45	45	50	50
Min. starting temperature / (cold start aid)	°C	-10 / -20	-10 / -20	-10 / -25	-10 / -25
Engine					
Model		KUBOTA V2403-CR-T-E4B	Kubota E4B V2403-CR-T-E4B	John Deere 4045HFC04	John Deere 4045HFC04
Number of cylinders		4	4	4	4
Output at rated speed	kW	49	49	86	104
Nominal speed	rpm	2700	2700	1900-2200	1950-2200
Unload speed	rpm	1800	1800	1500	1500
Capacity					
Engine oil	l	9,5	9,5	14,7	14,7
Compressor oil	l	11	11	26,5	26,5
Fuel tank capacity	l	87	87	168	168
Noise level					
Sound pressure level (LpA) at 7m	dB(A)	70	70	71	71
Dimensions and weight					
Length, inc fixed towbar	mm	3395	3395	4940	4940
Width	mm	1593	1593	1580	1580
Height	mm	1571	1571	1800	1800
Weight	kg	1140	1140	2340	2340

## OPTIONS

- Towing eyes (DIN, ITA, NATO, BNA, ball coupling and loose ball coupling)
- Jockey wheel or leg support
- Road light system
- Wheel chocks
- Quality air equipment
  - Aftercooler
  - WSD
  - Bypass valve
- Special application equipment
  - Inlet shut down valve
  - Spark arrester
- Cold start
- Safety cartridge
- Metal filler neck
- Special colors upon request (depending on volume)

(1) Guaranteed according to ISO1217 ed. 3 1996 annex D.

# Creating customer value



## STANDARD FEATURES



### Optimal Size

The range's perfectly balanced size is a result of innovative engineering. These machines are specifically designed so that they are easy to maneuver both on and off-site, even on rough terrain.



### Full Shift Fuel Autonomy

This range also features improved fuel autonomy. The compressors are specially designed to run a full shift without the need to refuel. Less fuel is consumed, which saves time and money, contributing to a low total cost of operations.



### Simple Service

This range provides exceptional access to all the service and maintenance points. Also reducing maintenance and downtime of the machine, and at the same time significantly improving its availability and utilization.



### Strategic Engine Choice

Making it compliant with the latest emission regulations. Particulate matter is removed using the most efficient and reliable technologies such as the SCR exhaust system.



## **Tough Performer**

All our compressors are tested both in lab and field conditions to ensure optimal performance. This range is designed to withstand the toughest working conditions. It has a standard operating temperature range of -10°C to +50°C and a strong undercarriage. The canopy has been treated with extra corrosion protection, ensuring a longer lifetime and higher resale value.



## **Key Benefits**

- Most versatile range
- Easy to operate
- Lowest total cost of ownership
- Easy to maneuver & transport
- Low fuel consumption
- Easy servicability

## **Main Features**

- Full range of options
- Ambient capabilities from -25°C up to +50°C
- Small dimensions & light weight
- Stage IIIB compliant engine
- Low noise output
- Robust design
- Full shift fuel tank
- User-friendly controller

## **Main Options**

- Cold start
- Quality air equipment (aftercooler & filters)
- Refinery equipment (inlet shut down valve & spark arrestor)
- Variety of undercarriage combinations

[www.atlascopco.com](http://www.atlascopco.com)

## Compressors Up to 23 m<sup>3</sup>/min

Compliant with the latest emission regulations, this range does not compromise on size, flow or pressure. With its **Stage IV MTU** engine, these models consume less fuel and are more efficient, resulting in higher productivity. Specifically developed to fit many applications, you'll get the best of small and large air compressors combined in one range.



### TECHNICAL DATA

Performance		XAHS 237 Md	XAVS 287 Md	XAMS 287 Md	XAHS 317 Md	XATS 327 Md	XAMS 367 Md
Working pressure	bar (g)	12	14	8,6	12	10,3	8,6
	psi (g)	175	200	125	175	150	125
Max. free air delivery (1)	m <sup>3</sup> /min	14,3	16,9	17,6	18,6	19,9	22,2
	l/sec	238	282	292	310	332	370
	cfm	504	598	621	657	703	784
Max. ambient temperature	°C	45	45	45	45	45	45
Min. starting temperature / (cold start aid)	°C	-10/-25	-10/-25	-10/-25	-10/-25	-10/-25	-10/-25
Engine							
Model		MTU 4R1000	MTU 4R1000	MTU 4R1000	MTU 4R1001	MTU 4R1002	MTU 4R1003
Number of cylinders		4	4	4	4	4	4
Output at rated speed	kW	129	170	129	170	170	170
Nominal speed	rpm	2200	2200	2200	2200	2200	2200
Unload speed	rpm	1300	1300	1300	1300	1300	1300
Capacity							
Engine oil	l	48	48	48	48	48	48
Compressor oil	l	20,5	19,5	20,5	24	24	24
Capacity cooling system	l	69	69	69	69	69	69
Fuel tank capacity	l	280	280	280	280	280	280
Noise level							
Sound pressure level (LpA) at 7m	dB(A)	72	72	72	72	72	72
Dimensions and weight							
Length. Inc fixed towbar	mm	5488	5651	5488	5651	5651	5651
Width	mm	1987	1736	1987	1736	1736	1736
Height	mm	2024	2058	2024	2058	2058	2058
Weight	kg	3150	3500	3150	3500	3500	3500



# *Service made simple*

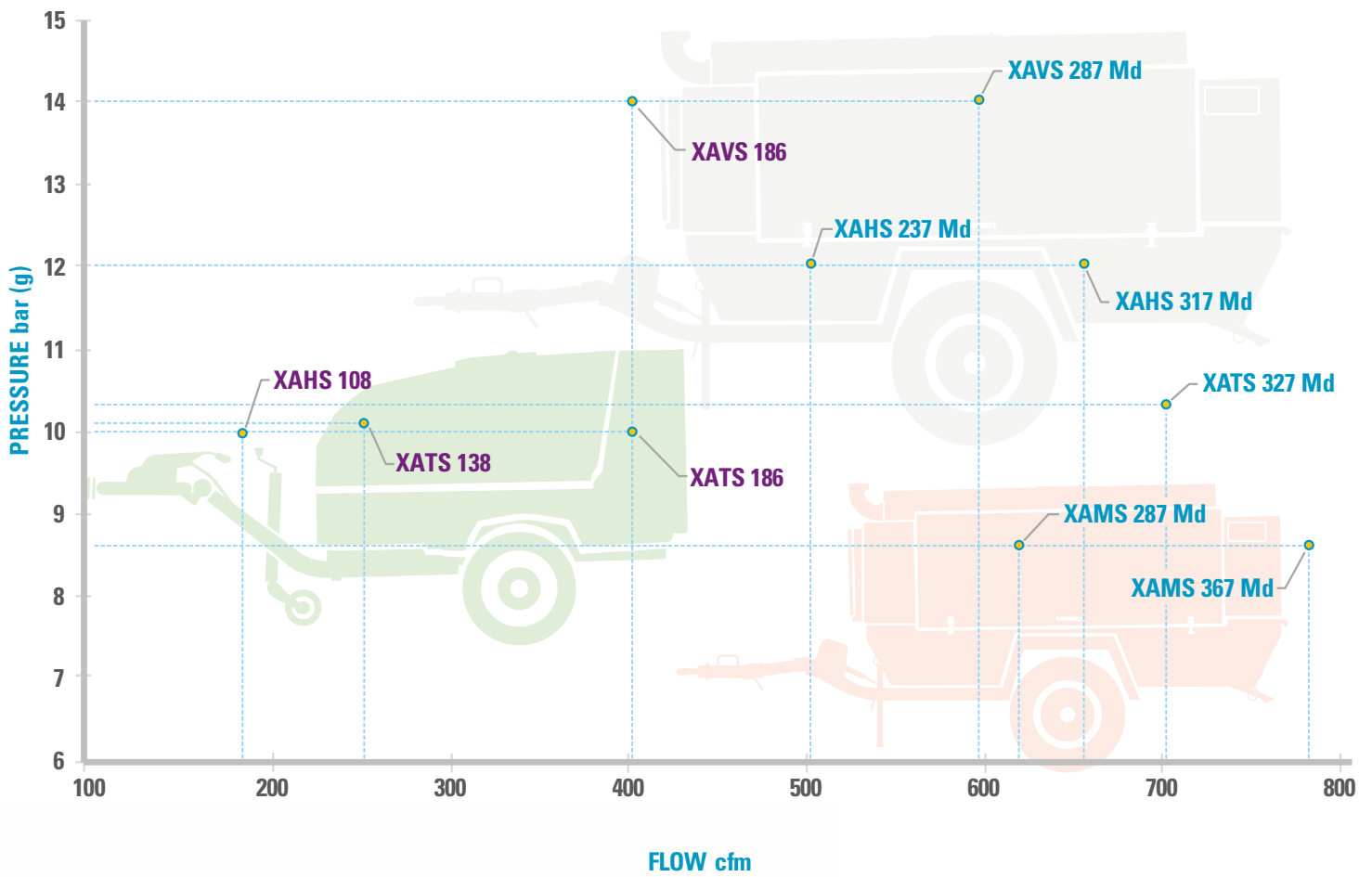
A key feature of the Versatility range.

[www.atlascopco.com](http://www.atlascopco.com)

*Atlas Copco*



# Selection guide



PACE units offer multiple pressure and flow settings. Maximum settings are shown above.



**Atlas Copco**

# *Compactness redefined*

The new XAHS 108 with hinged canopy and PACE technology.

[www.atlascopco.com](http://www.atlascopco.com)

Atlas Copco



# Portable Energy Solutions Portfolio

## AIR COMPRESSORS

### READY TO GO

- 1-5 m<sup>3</sup>/min
- 7-12 bar



### VERSATILITY

- 5,5-22 m<sup>3</sup>/min
- 7-20 bar



Diesel and electric options available

### PRODUCTIVITY PARTNER

- 19-116 m<sup>3</sup>/min
- 10-345 bar



## GENERATORS

### PORTABLE

- 1,6-13,9 kVA



### MOBILE

- 9-1250\* kVA



### INDUSTRIAL

- 10-1250\* kVA



\*Multiple configurations available to produce power for any size application

## DEWATERING PUMPS

### ELECTRIC SUBMERSIBLE

- 250-16.500 l/min



### CENTRIFUGAL

- 833-23.300 l/min



Diesel and electric options available

### SMALL PORTABLE

- 210-2500 l/min



## LIGHT TOWERS

### LED



### METAL HALIDE



### ELECTRIC



## Committed to sustainable productivity

Atlas Copco's Portable Energy division has a forward-thinking philosophy. For us, creating customer value is all about anticipating and exceeding your future needs – while never compromising our environmental principles. Looking ahead and staying ahead is the only way we can ensure we are your long term partner.

[www.atlascopco.com](http://www.atlascopco.com)

Atlas Copco